

THIS DRAWING IS THE PROPERTY OF CAMDENBOSS AND MUST NOT BE COPIED WITHOUT PRIOR PERMISSION

**NOTE:**

X Spacing: 130.4 mm

Y Spacing: 71.4 mm

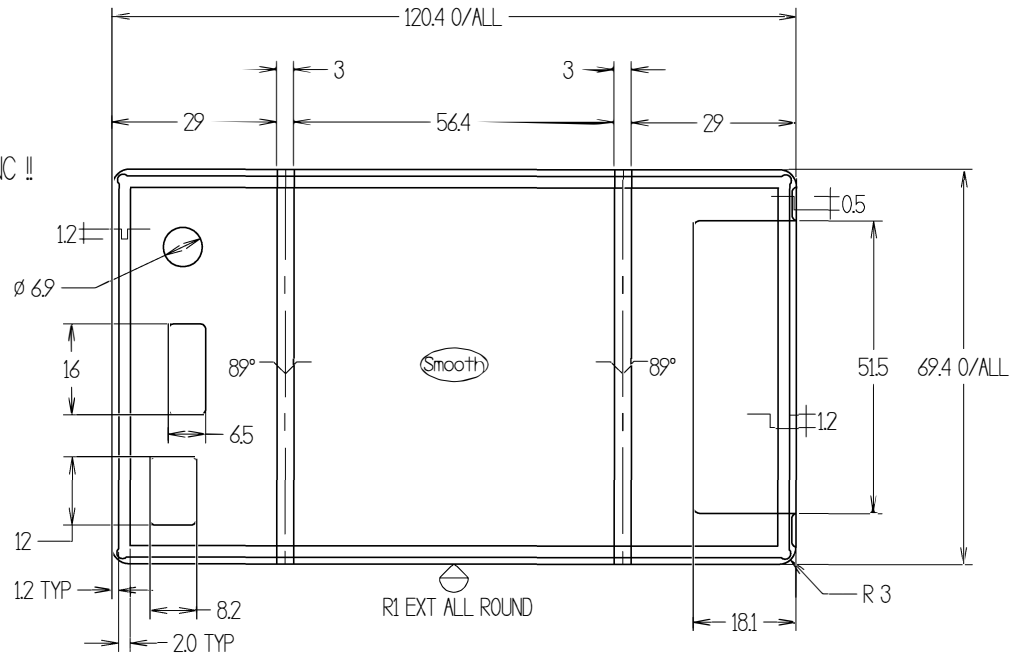
TABS TOP & BOTTOM

!! KEEP IN VERTICAL STRIPS FOR BENDING CUTS !!

APPROVED

PART NUMBER	3mm THK MATERIAL & COLOUR
CBRPAP-AA-BLK	HIPS HB, GLOSS/MATT BLACK
CBRPAP-AA-WHT	HIPS HB, GLOSS/MATT WHITE
CBRPAP-AA-CAR	ABS CAPPED, CARBON FIBRE
CBRPAP-AA-CLR	PETG, TRANSPARENT

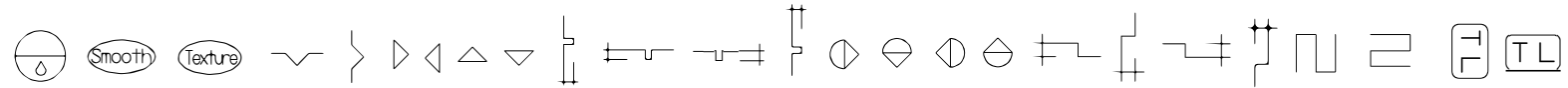
!! FOR CBRPAP\_AA-CLR BENDING CUTS ON CNC !!



Carbon Fibre

AA × 1

!! ENSURE PROTECTIVE FILM IS KEPT ON AT ALL TIMES !!



TOOL TABLE		
No.	DESCRIPTION	ORDER
1	6mm STRAIGHT SINGLE FLUTE	-
2	6mm CSK / CHAMFER	-
3		-
4	R2 FACET	-
5		-
6	3mm STRAIGHT SINGLE FLUTE	-
7	2mm STRAIGHT SINGLE FLUTE	1
8		-
9	ENGRAVING TOOL	-
10	1mm STRAIGHT SINGLE FLUTE	-

-	-	-	-	<p><b>CAMDENBOSS</b>          JAMES CARTER RD, MILDENHALL, SUFFOLK IP28 7DE TEL: 01638 716554 FAX: 01638 716554          EMAIL: Sales@CamdenBoss.com WEB: www.CamdenBoss.com</p> <p>ALL DIMENSION IN mm TO ±0.2mm TOLERANCE UNLESS OTHERWISE STATED</p>	DRAWN	MATTHEW WALLACE	PROJECT	RASPBERRY PI A+ ENCLOSURE							
-	-	-	-		CHECKED	D.SMALLEY	TITLE	TOP U-SHELL							
-	-	-	-		STRUCT.	TEXTURED DOWN	DATE	28/10/14							
-	-	-	-		MTL.	SEE TABLE	S/A.	A-MAIN							
0	FIRST ISSUE	MJW	28/10/14		COLOUR	SEE TABLE	CSTM.	CAMDENBOSS							
REV.	MODIFICATION	BY	DATE	NO GIVEN SCALE - IF IN DOUBT ASK				P.N.	CBRPAP_AA						
ORDER OF PROD.	MILLING	BREAK FLASHING	REVERSE MILLING	TONGUE	CHAMFER/RAD	BENDING CUT	GROOVE	SAW-CLIP	COUNTER SINK	INSERT	SCREEN PRINT	BENDING	GLUE	RFI SHIELDING	PAINTING
	1	2/4			5	3						6			
TIME FOR 1	/	/	/								/	/	/		

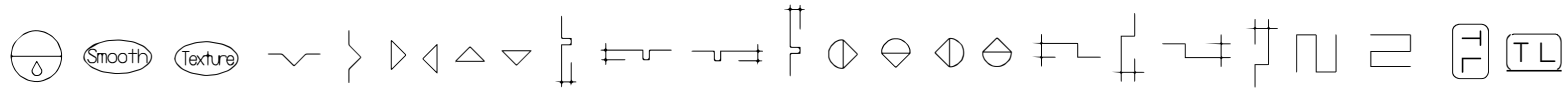
APPROVED

PROTOTYPE / PRODUCTION NOTES:


!! TO BE PASSED BACK TO DESIGN !!

EXAMPLE:

1. DRAWING \_AA (TOP U-SHELL) CHAMFER SYMBOL MISSING.



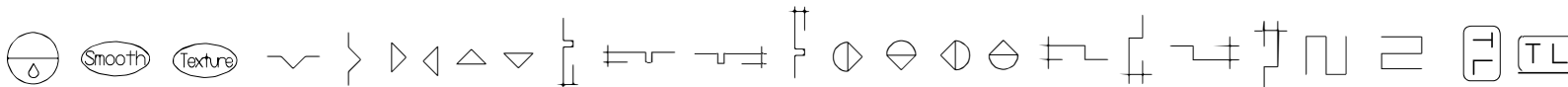
TOOL TABLE		
No.	DESCRIPTION	ORDER
1	6mm STRAIGHT SINGLE FLUTE	-
2	6mm CSK / CHAMFER	-
3		-
4	R2 FACET	-
5		-
6	3mm STRAIGHT SINGLE FLUTE	-
7	2mm STRAIGHT SINGLE FLUTE	-
8		-
9	ENGRAVING TOOL	-
10	1mm STRAIGHT SINGLE FLUTE	-

-	-	-	-	 <b>CAMDENBOSS</b> JAMES CARTER RD, MILDENHALL, SUFFOLK, IP28 7DE TEL: 01638 716101 FAX: 01638 716554 EMAIL: Sales@CamdenBoss.com WEB: www.CamdenBoss.com	DRAWN	MATTHEW WALLACE	PROJECT	RASPBERRY PI A+ ENCLOSURE	5						
-	-	-	-		CHECKED	-	TITLE	PROTOTYPE / PRODUCTION NOTES	6						
-	-	-	-		STRUCT.	-	DATE	28/10/14	7						
-	-	-	-		MTL.	-	S/A.	N-NOTES	8						
0	FIRST ISSUE	MJW	28/10/14		COLOUR	-	CSTM.	CAMDENBOSS	9						
REV.	MODIFICATION	BY	DATE	ALL DIMENSION IN mm TO ±0.2mm TOLERANCE UNLESS OTHERWISE STATED		P.N.	CBRPAP_NA	10							
ORDER OF PROD.	MILLING	BREAK FLASHING	REVERSE MILLING	TONGUE	CHAMFER/RAD	BENDING CUT	GROOVE	SAW-CLIP	COUNTER SINK	INSERT	SCREEN PRINT	BENDING	GLUE TIME PER ENCLOSURE	RFI SHIELDING	PAINTING
TIME FOR 1															


APPROVED

PACKING INSTRUCTIONS:

1. SHRINK-WRAP INDIVIDUALLY AT !! 60° !!
2. PLACE A DISTRIBUTORS LABEL ON EACH SHRINK-WRAPPED ENCLOSURE.
3. REFER TO PICKING SLIP FOR PACKING INSTRUCTIONS. IF THERE ARE NO INSTRUCTIONS ON THE PICKING SLIP PLEASE REFER TO STEP 4-6.
4. IN A LARGE CAMDENBOSS BOX, PLACE A LAYER OF BUBBLE WRAP AT THE BOTTOM OF THE BOX.
5. PLACE 200 INDIVIDUALLY SHRINK-WRAPPED TOPS IN COLOURS, PLACING A PIECE OF CARD INBETWEEN EACH COLOUR.
6. PLACE A LAYER OF BUBBLE WRAP AT THE TOP OF THE BOX.



TOOL TABLE		
No.	DESCRIPTION	ORDER
1	6mm STRAIGHT SINGLE FLUTE	-
2	6mm CSK / CHAMFER	-
3		-
4	R2 FACET	-
5		-
6	3mm STRAIGHT SINGLE FLUTE	-
7	2mm STRAIGHT SINGLE FLUTE	-
8		-
9	ENGRAVING TOOL	-
10	1mm STRAIGHT SINGLE FLUTE	-

-	-	-	-	 <b>CAMDENBOSS</b> JAMES CARTER RD. MILDENHALL, SUFFOLK, P28 7DE TEL: 01638 716101 FAX: 01638 716554 EMAIL: Sales@CamdenBoss.com WEB: www.CamdenBoss.com	DRAWN MATTHEW WALLACE CHECKED D.SMALLEY STRUCT. - MTL. - COLOUR -	PROJECT RASPBERRY PI A+ ENCLOSURE TITLE PACKING INSTRUCTIONS DATE 28/10/14 S/A. X-PACKING CSTM. CAMDENBOSS P.N. CBRPAP_XA	5 6 7 8 9 10	- - - - - - - -							
A	ECR-000-350	JPG	14/04/15		ALL DIMENSION IN mm TO ±0.2mm TOLERANCE UNLESS OTHERWISE STATED	NO GIVEN SCALE - IF IN DOUBT ASK									
0	FIRST ISSUE	MJW	28/10/14												
REV.	MODIFICATION	BY	DATE												
ORDER OF PROD.	MILLING	BREAK FLASHING	REVERSE MILLING	TONGUE	CHAMFER/RAD	BENDING CUT	GROOVE	SAW-CLIP	COUNTER SINK	INSERT	SCREEN PRINT	BENDING	GLUE	RFI SHIELDING	PAINTING