



002

PCB TERMINAL
BLOCKS

081

TERMINAL STRIPS

095

WIRE TO BOARD
CONNECTORS

100

CIRCULAR
CONNECTORS

151

IP68 CONNECTORS

158

INTERFACE
MODULES AND
RELAY BASES

Euro series 107mm empty modular interface support

Product overview

- Suitable for 107mm width PCB's
- Modular construction for easy assembly
- Snap fit DIN Rail mounting fixtures
- Moulded in grey UL 94-V0 flame retardant PA6
- Terminal blocks available in same colour
- Integral marker facility
- Integral DIN Rail mounting clip

CIME/E



PART NO.	DESCRIPTION	WIDTH
CIME/E/BE1850S	Base element	18.5mm
CIME/E/BE3500S	Base element	35mm
CIME/E/BEF1850S	Base element with foot	18.5mm
CIME/E/BEF3500S	Base element with foot	35mm
CIME/E/SE1000S	End section	11.5mm
CIME/E/SEF1000S	End section with foot	11.5mm

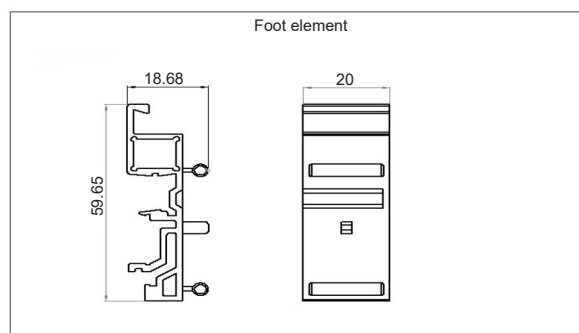
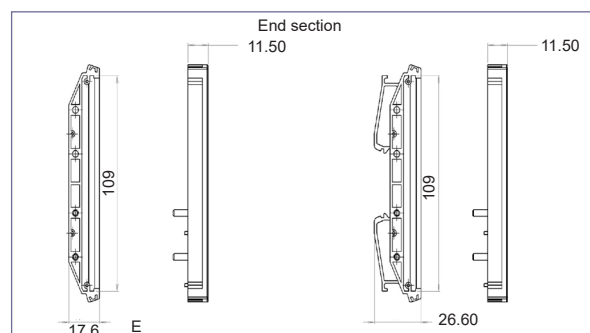
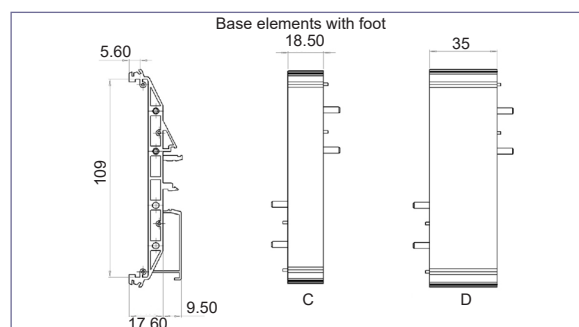
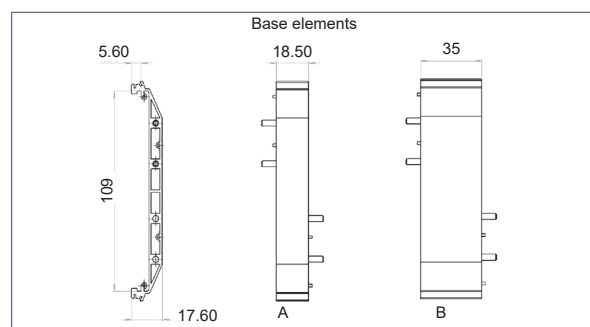
Wall mount plates

- Flush and raised surface mounting plates
- Press into sides of end section without tool
- Use foot element on long lengths with raised plates



PART NO.	DESCRIPTION
CIME/E/MPF	Flush
CIME/E/MPR	Raised

CIME/E/ TOTAL PCB LENGTH	END SECTION SE1000S 11.5MM	BASE ELEMENTS BE1850S 18.5MM	BASE ELEMENTS BE3500S 35MM	PART COUNT
20mm	2			2
38.5mm	2	1		3
55mm	2		1	3
73.5mm	2	1	1	4
90mm	2		2	4
108.5mm	2	1	2	5
125mm	2		3	5
143.5mm	2	1	3	6
160mm	2		4	6
178.5mm	2	1	4	7
195mm	2		5	7
213.5mm	2	1	5	8
230mm	2		6	8
248.5mm	2	1	6	9
265mm	2		7	9



CONNECT

163

+44 (0)1638 716101 | sales@camdenboss.com | www.camdenboss.com

We operate a constant improvement policy, our products are subject to change without notice.

Vers 1



FM 28614