

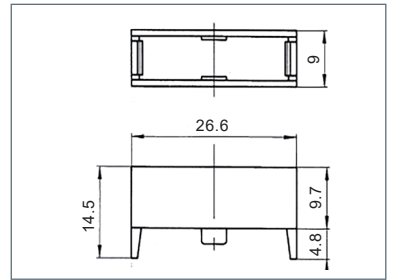
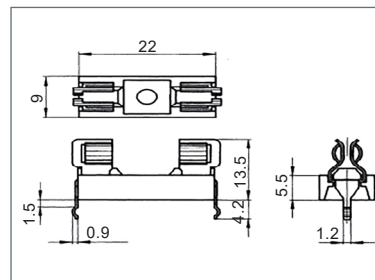
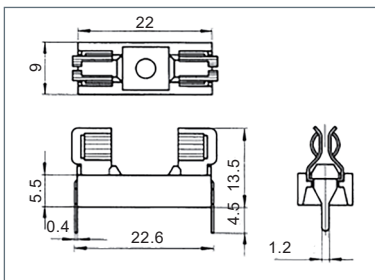
5x20mm PCB fuse carriers

Product overview

- PCB mounting
- Kinked pin for PCB retention CFH02/W
- Transparent insulation cover CFH02H
- 22.6mm pitch
- EN60127-6 and UL4281-1
- approved (Approvals do not apply to cover)

PART NO.	TYPE
CFH02	Straight pin
CFH02/W	Kinked pin
CFH02H	Cover

SPECIFICATION	
Rating	VDE - 6.3A/250VAC UL - 18A/250VAC
Contacts/resistance	Tinned, nickel plated brass
Moulding	UL94-V1 self extinguishing PPOM Cover material : UL94-V2 thermoplastic
Dielectric strength	3kV / 60 sec
Temperature	-20° to 125°C
Operating power	1.6W (VDE)
Recommended PCB hole size	1.3mm
Shocksafe category	PC1



5x20mm compact horizontal and vertical PCB mounting fuseholders

Product overview

- Finger or screwdriver release, bayonet carrier
- Horizontal or vertical mounting
- Compact footprint 10mm pitch
- Anti solder wicking
- EN60127-6 and UL4281-1
- approved



SPECIFICATION	
Rating	VDE - 10A/250VAC UL - 20A/250VAC
Contacts/resistance	Tinned nickel plated brass, <5mΩ
Moulding	UL94-V0 flame retardant PBT
Dielectric strength	3kV / 60"
Power dissipation	2.5W (VDE)
Recommended PCB hole size	1.5mm
Insulation resistance	100MΩ
Shocksafe category	PC2

PART NO.	TYPE
CFH06	Vertical mounting
CFH07	Horizontal mounting

