

DIN RAIL ENCLOSURES

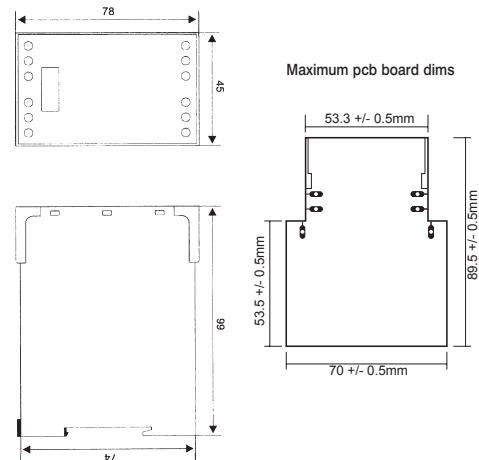
Controls Housing (DIN Rail mounting)

- 12 terminals
- Internal PCB guides
- Snap fit DIN Rail mounting fixtures
- Moulded in Grey Flame Retardant UL94-V0 PC
- Removable top cover
- Integral marker plate
- For G-rail mounting adaptors available
- Terminals have PCB pins to minimise internal wiring



TYPE NO.	DESCRIPTION
CCH12	12 terminal controls housing

SPECIFICATION		
Rating	250VAC	10A
Cable entry	Solid	2x2.5 mm ²
	Stranded	2x1.5mm ²



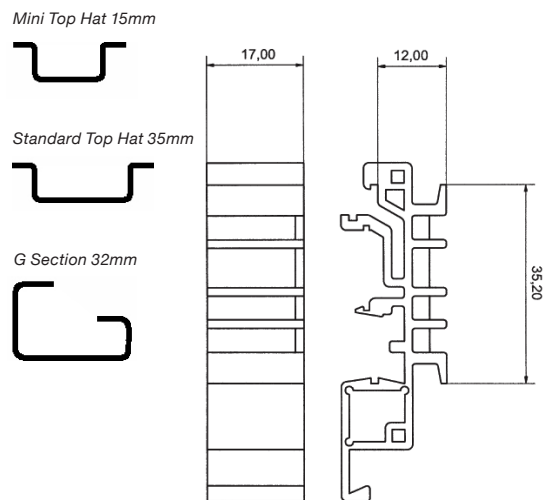
DIN Rail Adaptor

A one piece adaptor to adapt relay bases and enclosures to G rail and mini din rails

- Snap fit Din Rail mounting fixtures
- Moulded in Flame retardant UL 94-V0
- Symmetrical (35mm)
- Asymmetrical (G-rail)
- Mini Symmetrical (15mm)



TYPE NO.	DESCRIPTION
CDR/Adaptor	DIN Rail Adaptor



Custom Design Service

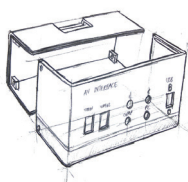
Custom Designed plastic enclosures, housings, covers, panels and parts **without** tooling.

We develop and manufacture enclosures in the UK to your specifications from Flat Sheet Plastic Technology. Ideally suited for low to medium batch quantities, from the most simple to complex enclosures.

Minimal capital outlay with **no** tooling, total flexibility of modification to CAD-CAM programs and rapid time to market.



Basic Construction
Day 1



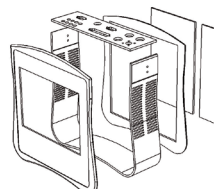
Week 1



Week 2-3



Complex Construction
Week 1



Week 2



Week 3-4



+44 (0)1638 716101
info@camdenboss.com
www.camdenboss.com

We operate a constant improvement policy, our products are subject to change without notice.

Ver 1.1



PCB
TERMINAL
BLOCKS

INTER-
CONNECTION

FUSES &
FUSE-
HOLDERS

LEDs &
INDICATORS

MINIATURE
SWITCHES

LIMIT &
SAFETY
SWITCHES

CONTROL
PRODUCTS

INTERFACE
MODULES &
SUPPORTS

RELAY
BASES

DIN RAIL
ENCLOSURES

BATTERIES

SOLAR
PANELS;

TRANS-
FORMERS