

# PCB terminal block selection chart

Our extensive selection of PCB terminal blocks are arranged within this catalogue via their pitch size, then by type and style:

## Standard terminal blocks

2.5mm pitch to 10.16mm

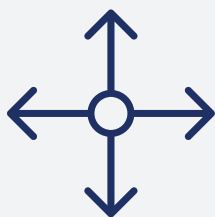
## Pluggable terminal blocks

3.5mm pitch to 7.62mm

## Screwless terminal blocks

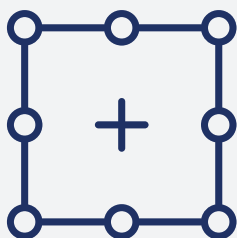
2.5mm pitch to 5.08mm

**We offer three ways to help source your required terminal block:**



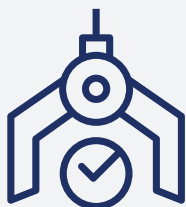
## 1. BROWSE

Browse your catalogue using our detailed section contents page located at the front of the terminal block section






## 2. SELECT

Select our terminal block using the selection chart overleaf



## 3. PICK

Pick the known terminal block type number via our type number index



002  
PCB TERMINAL  
BLOCKS

081  
TERMINAL STRIPS

095  
WIRE TO BOARD  
CONNECTORS

100  
CIRCULAR  
CONNECTORS

151  
IP68 CONNECTORS

158  
INTERFACE  
MODULES AND  
RELAY BASES

TERMINAL PITCH	2.5MM			2.54MM	3.5MM			3.81MM			5.0MM																		
Part no.	CTBP2054	CS7BP92HC	CTBP93VC	CTBP93HC	CS7BP254V	CS7BP254H	CTBP3051	CTBP0305	CTBP0355	CTBP92HD	CTBP92VD/S	CTBP92VD/R	CTBP93HD	CTBP93VD	CS7BP92HD	CS7BP45VDA	CS7BP45VDB	CTBP0308	CTBP92HE	CTBP92VE/S	CTBP92VE/R	CTBP93HE	CTBP93VE	CS7BP92HE	CS7BP381	CTBP5000	CTBP5050	CTBP0300	
STYLE OF BLOCK	2.5MM			2.54MM	3.5MM			3.81MM			5.0MM																		
Low profile	•						•	•	•									•									•	•	•
Standard profile		•	•	•	•	•				•	•	•	•	•	•	•	•		•	•	•	•	•	•	•	•			
High power																													
Pluggable female	•									•	•	•							•	•	•			•					
Pluggable male			•	•									•	•									•	•					
Pin header																													
Screwless wire to board					•	•										•	•									•			
Screwless pluggable	•														•										•				
Screw flanges																													
Inverted pluggable																													
Cut-to-size																													
Interlocking					•	•	•	•	•							•	•	•							•	•	•	•	
Solid block	•	•	•	•						•	•	•	•	•	•				•	•	•	•	•	•	•				
Multi Level																													
DIN Rail mount																													
ORIENTATION	2.5MM			2.54MM	3.5MM			3.81MM			5.0MM																		
Vertical - side entry	•						•	•			•	•	•						•	•	•			•	•	•	•		
Vertical - top entry		•	•		•								•	•									•	•					
Horizontal (90°) - side entry				•		•						•																	
Horizontal (90°) - top entry								•	•										•								•		
45° Angle																•	•												
RATING (NOMINAL)	2.5MM			2.54MM	3.5MM			3.81MM			5.0MM																		
4A		•	•	•																									
6A	•																												
8A										•	•	•	•	•	•				•	•	•	•	•	•	•				•
10A					•	•	•		•							•	•								•				
15A								•											•										
16A																										•	•		
20A																													
22A																													
30A																													
52A																													
CABLE ACCEPTANCE	2.5MM			2.54MM	3.5MM			3.81MM			5.0MM																		
30-12 AWG (0.2-2mm)																													
28-16 AWG (0.32-1.3mm)					•	•	•		•	•	•		•	•	•	•	•						•	•					
28-14 AWG (0.32-1.6mm)																													
26-20 AWG (0.4-0.8mm)	•																												
26-18 AWG (0.4-1mm)	•																												
26-16 AWG (0.4-1.3mm)																													
26-12 AWG (0.4-2mm)																													
26-10 AWG (0.4-2.6mm)																													
24-18 AWG (0.5-1mm)							•	•																					
24-12 AWG (0.5-2mm)																													
22-16 AWG (0.6-1.3mm)																													•
22-14 AWG (0.6-1.6mm)																											•	•	
22-12 AWG (0.6-2mm)																													
22-6 AWG (0.6-4.1mm)																													
TERMINAL TYPE	2.5MM			2.54MM	3.5MM			3.81MM			5.0MM																		
Wire protector							•	•																		•	•		
Rising clamp	•						•	•	•	•									•	•	•	•							•
Spring cage	•				•	•									•	•	•							•	•				

CONNECT

4



TERMINAL PITCH		5.0MM																												
Part no.		CTBP1000	CTBP1050	CTBP0100	CTBP0150	CTBP0550	CTBP0700	CTBP0750	CTB7000	CTBP3000	CTBP90HG	CTBP90VG	CTBP9200	CTBP92VG/S	CTBP92VG R	CTBP9300	CTBP9350	CTBP9300 AO	CTBP9350 AO	CTBP9200 FL	CTBP9300 FL	CTBP9350 FL	CTBA1301	CTBA1301/PS	CTBPD96HG	CTBPD96HG/FL	CTBPDDVG	CTBPTDVG	CSTBP500	
STYLE OF BLOCK		5.0MM																												
Low profile						•				•														•						
Standard profile		•	•	•	•				•	•	•	•	•	•	•	•	•	•	•	•	•	•	•		•	•	•	•	•	
High power							•	•																						
Pluggable female												•	•	•							•									
Pluggable male																•	•	•	•			•	•			•	•			
Pin header																								•						
Screwless wire to board																													•	
Screwless pluggable																														
Screw flanges																					•	•	•				•			
Inverted pluggable																										•	•			
Cut-to-size										•																				
Interlocking		•	•	•	•	•	•	•		•	•	•												•				•	•	•
Solid block													•	•	•	•	•	•	•	•	•	•		•						
Multi Level																												•	•	
DIN Rail mount																										•	•			
ORIENTATION		5.0MM																												
Vertical - side entry		•		•			•		•					•	•								•				•	•	•	
Vertical - top entry											•					•					•			•						
Horizontal (90°) - side entry												•					•				•									
Horizontal (90°) - top entry		•		•	•		•						•								•					•	•			
45° Angle										•																				
RATING (NOMINAL)		5.0MM																												
4A																														
6A																														
8A																														
10A						•																		•	•				•	
15A										•			•	•	•	•	•	•	•	•	•	•				•	•	•	•	
16A		•	•	•	•																									
20A							•	•			•	•																		
22A									•																					
30A																														
52A																														
CABLE ACCEPTANCE		5.0MM																												
30-12 AWG (0.2-2mm)									•																					
28-16 AWG (0.32-1.3mm)																								•					•	
28-14 AWG (0.32-1.6mm)													•	•	•						•					•	•	•	•	
26-20 AWG (0.4-0.8mm)																														
26-18 AWG (0.4-1mm)																														
26-16 AWG (0.4-1.3mm)						•																								
26-12 AWG (0.4-2mm)							•	•																						
26-10 AWG (0.4-2.6mm)																														
24-18 AWG (0.5-1mm)																														
24-12 AWG (0.5-2mm)																														
22-16 AWG (0.6-1.3mm)																														
22-14 AWG (0.6-1.6mm)		•	•							•																				
22-12 AWG (0.6-2mm)				•	•																									
22-6 AWG (0.6-4.1mm)																														
TERMINAL TYPE		5.0MM																												
Wire protector		•	•																					•						
Rising clamp				•	•	•	•	•	•	•	•	•	•	•	•						•					•	•	•	•	
Spring cage																													•	



TERMINAL PITCH	5.08MM																							
Part no.	CTBP0108	CTBP0158	CTBP0508	CTBP0558	CTBP0708	CTBP0758	CTBP9208	CTBP3008	CTBP92V/S	CTBP92V/R	CTBP9308	CTBP9308/FL	CTBP9358	CTBP9358/FL	CTBP9308 AO	CTBP9358 AO	CTBP96HJ	CTBP96HJ FL	CTBP9208 FL	CTBP97VJ	CTBP97VJ FL	CTBP97HJ	CTBP97HJ FL	
STYLE OF BLOCK	5.08MM																							
Low profile			•	•																				
Standard profile	•	•					•	•	•	•	•	•	•	•	•	•	•	•	•	•	•	•	•	•
High power					•	•																		
Pluggable female							•		•	•									•	•	•	•	•	
Pluggable male										•	•	•	•	•	•	•	•	•						
Pin header																								
Screwless wire to board																								
Screwless pluggable																								
Screw flanges											•		•					•	•		•	•	•	
Inverted pluggable																	•	•		•	•	•	•	
Cut-to-size																								
Interlocking	•	•	•	•	•	•		•																
Solid block							•		•	•	•	•	•	•	•	•	•	•	•	•	•	•	•	
Multi Level																								
DIN Rail mount																								
ORIENTATION	5.08MM																							
Vertical - side entry	•		•		•				•	•														
Vertical - top entry											•	•			•					•	•			
Horizontal (90°) - side entry													•	•		•						•	•	
Horizontal (90°) - top entry		•		•		•	•										•	•	•					
45° Angle								•																
RATING (NOMINAL)	5.08MM																							
4A																								
6A																								
8A			•																					
10A				•																				
15A							•	•	•	•	•	•	•	•	•	•	•	•	•	•	•	•	•	
16A	•	•																						
20A					•	•																		
22A																								
30A																								
52A																								
CABLE ACCEPTANCE	5.08MM																							
30-12 AWG (0.2-2mm)																								
28-16 AWG (0.32-1.3mm)																								
28-14 AWG (0.32-1.6mm)							•	•	•								•	•	•					
26-20 AWG (0.4-0.8mm)																								
26-18 AWG (0.4-1mm)																								
26-16 AWG (0.4-1.3mm)			•	•			•																	
26-12 AWG (0.4-2mm)					•	•																		
26-10 AWG (0.4-2.6mm)																								
24-18 AWG (0.5-1mm)																								
24-12 AWG (0.5-2mm)																								
22-16 AWG (0.6-1.3mm)																								
22-14 AWG (0.6-1.6mm)																								
22-12 AWG (0.6-2mm)	•	•																						
22-6 AWG (0.6-4.1mm)																								
TERMINAL TYPE	5.08MM																							
Wire protector																								
Rising clamp	•	•	•	•	•	•	•	•	•	•					•	•	•	•	•					
Spring cage																								

TERMINAL PITCH	5.08MM								6.35MM				7.5MM				7.6MM							
Part no.	CSTBP9208	CTBPD96HJ	CTBPD96HJ/FL	CTBPD96VJ	CTBPD96VJ/FL	CTBPD96VJ	CSTBP508V	CSTBP508H	CTBP04VY	CTBP55VK	CTBP07VK	CTBP010	CTBP015	CTBP9400	CTBP9500	CTBP9550	CTBP9500/AO	CTBP9550/AO	CTBP9408	CTBP018	CTBP01HL	CTBP07VL		
STYLE OF BLOCK	5.08MM								6.35MM				7.5MM				7.6MM							
Low profile																								
Standard profile	•	•	•	•	•	•	•	•											•	•	•	•	•	•
High power									•															
Pluggable female	•	•	•	•	•																			
Pluggable male																								
Pin header																								
Screwless wire to board									•	•														
Screwless pluggable	•																							
Screw flanges			•		•																			
Inverted pluggable																								
Cut-to-size																								
Interlocking									•	•	•	•	•	•	•	•	•							
Solid block	•																	•	•	•	•	•	•	
Multi Level																								
DIN Rail mount		•	•	•	•																			
ORIENTATION	5.08MM								6.35MM				7.5MM				7.6MM							
Vertical - side entry																								
Vertical - top entry	•								•															
Horizontal (90°) - side entry				•	•				•															
Horizontal (90°) - top entry		•	•																					
45° Angle																								
RATING (NOMINAL)	5.08MM								6.35MM				7.5MM				7.6MM							
4A																								
6A																								
8A																								
10A	•								•	•														
15A		•	•	•	•	•											•	•	•	•	•	•		
16A																								
20A																								
22A																								
30A																								
52A																								
CABLE ACCEPTANCE	5.08MM								6.35MM				7.5MM				7.6MM							
30-12 AWG (0.2-2mm)																								
28-16 AWG (0.32-1.3mm)									•	•														
28-14 AWG (0.32-1.6mm)	•	•	•	•	•	•																		
26-20 AWG (0.4-0.8mm)																								
26-18 AWG (0.4-1mm)																								
26-16 AWG (0.4-1.3mm)																								
26-12 AWG (0.4-2mm)																								
26-10 AWG (0.4-2.6mm)																								
24-18 AWG (0.5-1mm)																								
24-12 AWG (0.5-2mm)																								
22-16 AWG (0.6-1.3mm)																								
22-14 AWG (0.6-1.6mm)																								
22-12 AWG (0.6-2mm)																								
22-6 AWG (0.6-4.1mm)																								
TERMINAL TYPE	5.08MM								6.35MM				7.5MM				7.6MM							
Wire protector																								
Rising clamp		•	•	•	•	•																		
Spring cage	•								•	•														



TERMINAL PITCH	7.62MM						9.5MM	10MM						10.16MM				
Part no.	CTBP9508	CTBP9558	CTBP9508 AO	CTBP9558 AO	CSTBP762V	CSTBP762H	CTBP04VZ	CTB0602	CTBP2000	CTB0202	CTBP6550	CTBP2550	CTBP2050	CTBP6000	CTBP6050	CTBP4000	CTB0609	CTBP77VP
STYLE OF BLOCK	7.62MM						9.5MM	10MM						10.16MM				
Low profile								•			•			•	•	•	•	
Standard profile	•	•	•	•	•	•			•	•		•	•					
High power							•											•
Pluggable female																		
Pluggable male	•	•	•	•														
Pin header																		
Screwless wire to board					•	•												
Screwless pluggable																		
Screw flanges																		
Inverted pluggable																		
Cut-to-size																		
Interlocking					•	•	•	•	•	•	•	•	•	•	•	•	•	•
Solid block	•	•	•	•														
Multi Level																		
DIN Rail mount																		
ORIENTATION	7.62MM						9.5MM	10MM						10.16MM				
Vertical - side entry							•	•	•	•				•			•	•
Vertical - top entry	•		•		•													
Horizontal (90°) - side entry		•		•		•												
Horizontal (90°) - top entry											•	•	•		•			
45° Angle																•		
RATING (NOMINAL)	7.62MM						9.5MM	10MM						10.16MM				
4A																		
6A																		
8A																		
10A					•	•		•		•								•
15A	•	•	•	•												•		
16A									•		•	•	•	•	•			
20A																		
22A																		
30A							•											
52A																		•
CABLE ACCEPTANCE	7.62MM						9.5MM	10MM						10.16MM				
30-12 AWG (0.2-2mm)																		
28-16 AWG (0.32-1.3mm)					•	•												
28-14 AWG (0.32-1.6mm)																•		
26-20 AWG (0.4-0.8mm)																		
26-18 AWG (0.4-1mm)																		
26-16 AWG (0.4-1.3mm)								•	•									•
26-12 AWG (0.4-2mm)																		
26-10 AWG (0.4-2.6mm)							•											
24-18 AWG (0.5-1mm)																		
24-12 AWG (0.5-2mm)																		
22-16 AWG (0.6-1.3mm)											•							
22-14 AWG (0.6-1.6mm)													•	•	•			
22-12 AWG (0.6-2mm)										•		•						
22-6 AWG (0.6-4.1mm)																		•
TERMINAL TYPE	7.62MM						9.5MM	10MM						10.16MM				
Wire protector									•				•	•	•			
Rising clamp							•	•		•	•	•				•	•	
Spring cage					•	•												